


Rockgrinders Gazette



ADDRESS: Lot 1 Bensley Road Macquarie Fields NSW 2564

MAIL: PO Box 477 Ingleburn NSW 1890

EMAIL: ctownlapidaryclub@bigpond.com

WEBSITE: campbelltownlapidary.org.au

PHONE: (02) 9618 3206

Club rooms opening hours

Monday	9am till 2pm
Wednesday	9am till 2pm
Friday	6pm till 9pm
Saturday	9am till 1pm

November 2014 Topaz Edition

New members welcome

Interested in: Lapidary, Fossils, Gems, Crystals, Beading, Silversmithing or Lost wax casting in a relaxed friendly environment? Pop in and have a chat.

To all new members, we trust you will enjoy your experiences with us and benefit from our classes. If you have any questions there is a duty officer who will assist you. All members would also love to help you if they can.

Membership

Single	\$15.00
Family	\$20.00
Pensioner Family	\$15.00
Pensioner / Student	\$10.00
Insurance	\$4.50 per member
Workshop fees	\$2.00

NOTE: You must be an insured member over 12 years of age to use machinery & cutting implements

All visitors are welcome however only members can use machines or gas.

Due to an increase in our insurance charged by the G&L council broker, our personal insurance paid by members has increased from \$3.50 to \$4.50 this year.

Silver Classes

Silver Casting Classes are conducted Friday evenings. Barry and Dorothy will be glad to help you get started. Our final silver class for the year is on the 19th December and we resume classes on Friday 16th January.

Show Cases

The club still has a few show cases available to go to good homes. If you are interested in one, make an offer. One per member.

Campbelltown Lapidary Club – November Topaz Edition 2014

Open Day

A big congratulations to everyone involved in the Open Day. It is wonderful to see what a fantastic result we get when we all work together to get the job done. It was lovely to see so many people turn up to help with the day.

A good number of people picked up membership forms so hopefully we will get some new members starting.

On the subject of new members. If you see a new person at the club, make them welcome and help them get started. I know if various club members hadn't 'adopted' me in my first year at the club, I certainly wouldn't have stayed and become an active club member.

Missed out on the last newsletter?

Contact suzybrandstater@hotmail.com and it will be emailed to you.

Club Workshop 22nd November

Wire wrap a free form stone using a cage wrap.

Turn any piece of rock into an exciting piece of jewellery.

Tools and rocks provided. But feel free to bring your own if you want to.

Cost \$15



Brad Smith's Bench Tips

SMALL PARTS CONTAINERS

I'm always on the lookout for small containers to use for holding those various little parts and tools we deal with in making jewelry, especially since I go back and forth to classes and workshops. My latest find are some plastic vials about 15 mm in diameter and 75 mm long. Best part is they are free.

The vials are used in hospitals and doctor's offices to draw blood samples. They must be thrown out after their expiration date. On my last doctors visit, I asked the nurse if they had any expired vials. She tried to give me 400 of them. We settled on 200.

The ones I have are called "Vacutainers", but there are probably other brand names. They are sterile and made of clear plastic with a rubber stopper and a paper label all ready to write on. I find them really handy for small parts like jump rings, prong settings, small drills, nuts & bolts, faceted stones, and precious metal filings.

Also shown are some other handy containers - pill bottles, the old 35mm film cans, and metal breath mint boxes.

Get all 101 of Brad's bench tips in "Bench Tips for Jewelry Making" on Amazon

You can also look online at his book at <http://amazon.com/dp/0988285800/>

Cathy's tip for the month

Use banana peel to polish your silver.

Lightning Ridge Field Trip Report

Our latest field trip was to Lightning Ridge. On the first day we had a pleasant day fossicking on some deserted mullock heaps. It was quite hot but as soon as I see a glint of opal, I don't notice the temperature. We found lots of tiny chips of opal but nothing suitable for polishing.




On our second day we were lucky enough to go out to Daryl's mine on the Cookorin Opal fields. Adam, Tristan, Cameron and Kerri went down into Daryl's mine and had a go at real opal mining. Adam got to operate the digger. The rest of us less brave souls had a nice time on



the surface specking, we found a lot of potch. After a few hours of hard work our brave miners climbed back up to the surface.

They had to climb a sixty foot wire ladder to get back out of the mine.

One of the things I really love about our fossicking trips are our bush picnics. Food always tastes better out in the bush, especially if you have been working hard all morning.



After lunch it was off to the agitator to see if we could find any missed opals. I found a really nice piece near the agitator so my day was complete. When Darryl has mined a truck load of opal dirt he takes to his agitator (a retired cement mixer) and washes the dirt. Lots of rocks and a small amount of opal come out of the agitator on a tray and the good stone is removed. Occasionally a piece of opal is missed and I was lucky enough to find a missed opal.




We stayed at the Chasin' Opal Tourist Park which had a very comfortable camp kitchen so we had a BBQ dinner and spent a pleasant evening in the company of our Lightning Ridge friends Jim and Darryl.



No trip to Lightning Ridge would be complete without a visit to the Chamber of the Black Hand. The photo shows Kerri and Suzy doing some very successful opal fossicking at the underground gem shop. We were supposed to be looking at the amazing sculptures but the jewellery shop kept luring

us back.



We went to Kangaroo hill and had a look at the mineral museum. Gwen and Athol have an amazing collection of gemstones and minerals from all over the world.

On our way out of lightning Ridge we stopped along the road where a lot of resurfacing had taken place. Gwen told us it was a good place to pick up petrified wood. We found quite a few nice pieces in the gravel alongside the road. We then took her other advice which was to visit the quarry at Cumborah where it all came from.

We spent two nights at the Grawin Opal Fields staying at the Glengarry Hilton. The food and company was excellent. We spent the day fossicking on the big mullock heaps. I found a few small pieces of opal. Some people worked harder than others.

All in all it was a really enjoyable trip, good company and great rocks.



Citrine

Citrine is a quartz crystal or cluster that is yellow or orange in colour. Natural Citrine is fairly uncommon. Most citrines you buy have been heat treated. Specimens of low grade amethyst or smoky quartz are often heated to high temperatures to produce the more sought after orange yellow citrine. Citrines whose colours have been produced by artificial means tend to have much more of an orange or reddish caste than those found in nature, which are usually a pale yellow. Much of the natural citrine may have started out as amethyst but heat from nearby magmatic bodies may have caused the change to citrine.



Citrine made by heating amethyst may be returned to a purple colour by bombarding it with beta radiation. A mixture of half amethyst and half citrine and is called Ametrine.; It is made by heating an amethyst until it turns into citrine, then irradiating a part of the crystal or gemstone to convert part of it back to amethyst.

Natural light yellow Citrine is often called "Lemon Quartz" in the gemstone market.

Physical Properties of Citrine

Lustre: Vitreous
 Colour: Yellow - Orange
 Comment: weakly dichroic

Hardness (Mohs): 7

Crystallography of Citrine

Crystal System: Trigonal



Citrine is well known as a success and prosperity stone, so much so that is often called the "Success Stone." It is said to promote and bring about success and abundance in many ways. It is particularly associated with success in business. People keep a piece in the cash register of a shop, carry it or wear it, giving it another nickname, the "Merchant's Stone." It also creates the energies of generosity so that the prosperity and success is shared.

November Birthdays Topaz

11 Clarice Stretch	26 Eugeno Cordova
20 Marion Harpur	28 Brandon Bourke
24 Ann Thompson	29 Bob Pullan

Illawarra lapidary Club 52nd Anniversary Exhibition

Illawarra Lapidary club will be having their annual Jewellery and gems and minerals festival on Saturday 1st November and Sunday 2nd November. So after **our** club's general meeting on Saturday 1st November, it would be worth your while going across over the mountain to Dapto to have a look at what they have on offer. Take your money, I always spend up big at their show. 'Gem Cuts' will be there so if you need any more tools (and to be honest, you can never have too many tools), visit the exhibition at Heininger Hall, 109 Princes Highway Dapto, part of the Ribbonwood centre. Parking access from Heininger Street off Fowler's Road.

What's On

Events are generally from the Gem and Lapidary Council of NSW

<http://www.gemlapidarycouncilnsw.org.au/events.html>

Other contributions can be made via email to the club ctownlapidaryclub@bigpond.com.

We are grateful for any submissions

WHEN	WHAT	WHERE
1st & 2nd November	Illawarra Lapidary Club annual Exhibition Gold coin admission, children free	Ribbonwood Community Centre, Dapto. Heininger Hall, 109 Princes Highway Dapto Saturday 9.00am - 4.pm Sunday 9.00am - 3.30pm
Sat 1st November 2014	Campbelltown Districts Lapidary Club General Meeting	Lot 1 Bensley Rd Macquarie Fields 9.30am
Sat 1st November 2014	Cessnock Gem and Mineral Club Annual Rock Auction Fossils, Minerals, Crystals, Gems and much more many interesting and rare specimens Sausage Sizzle from 11am Viewing from 12 noon Auction commences at 12.30pm	Cessnock Gem and Mineral Club Clubrooms- Lot 1 – Hall Park Stephen Street, http://lapidaryworld.com/cessnock_gem_club or cessnockgemclub@gmail.com
7 – 9th November 2014	Parramatta-Holroyd Annual Exhibition (10am to 4pm). Entry is free. Competition, displays, sales, raffle demonstrations, mineral sales, sausage sizzle, tea/coffee and cake, sand sieve, rock heap, plant and books sales	73 Fullagar Road Wentworthville NSW http://www.freewebs.com/parraholroydlapidaryclub
8th- 9th November, 2014	Newcastle Lapidary Club's Annual Gem Show Sales of gemstones, beads, silver, tools, jewellery. Displays of faceting and jewellery making. Devonshire Teas, Sausage Sizzle,	At the Club, 2 Dora Rd Adamstown From 9.00am to 4.00pm
Sat 15th – Sun 16th November 2014	Spring Gemcraft & Mineral Show Canberra Lapidary Club Sat 15 – Sun 16 November 10.00am to 5.00pm \$5 adults, \$9 family, \$2 children/concession. Gem, mineral, jewellery & lapidary dealers Minerals, fossils, jewellery, rough & cut gemstones, lapidary equipment & supplies, opals, beads & supplies. Displays of members' collections, free sessions on fossicking & gold detecting, cabbing, faceting and jewellery making demonstrations	EPIC – Mallee Pavilion Phone: 02 6260 5322 http://www.canberralapidary.org.au
13th December	Campbelltown Lapidary Club Christmas Party Cost \$20	Lot 1 Bensley Rd Macquarie Fields
14th – 15th February 2015	Orange Lapidary and Mineral Club Inc. 50th Anniversary celebrations The event will showcase all our efforts over the years and will focus on "Mining and Prospecting in Orange & surrounding districts". We also hope to have exhibitions from Cadia Mines, The Historical Society and also The Age of Fishes.	Senior Citizens Building Kite Street, Orange